



**MITSUBISHI  
ELECTRIC**

*Changes for the Better*

DIGITAL COLOR PRINTER



ISO9001  
JQA-0521

# CP-W5000DW

## Fully Featured Dye Sublimation Duplex Printer

One printer, Dual-Sided, Multiple Sizes,  
Unlimited Possibilities.



### Customized Calendars...



### Photobooks...



### Double-sided print for flat cards...



### and Greeting Cards!




- High speed, under 84 seconds per 8x12 dual side, up to 43 prints per hour
- High quality prints with rich blacks and vivid colors.
- Large paper capacity, up to 250 8x12 or 300 8x10.
- Multiple print sizes from 4x6 to 8x12
- Built-in horizontal and vertical paper cutter
- Compact desktop size and user-friendly

# CP-W5000DW

Imagine the possibilities of broadening your printed photo product offerings

## Fully Featured yet Compact. A Printing Workhorse on a Desktop.

Give your customers more than ever before...With our versatility through speed, capacity and multiple print sizes, together with our proprietary internal paper flipping method, plus our unique built-in horizontal and vertical paper cutter, the Mitsubishi CP-W5000DW duplex printer is perfect for printing custom photo books, greeting cards, flat photo cards, announcement cards, even customized calendars and more, on demand, allowing you to offer more products at multiple price points, thus making more profit.



With a footprint of only 2.9 sqft., the duplex printer is compact. The paper tray was designed for placement flexibility; allowing the user to maximize their workspace/store layout.

### HIGH SPEED PRINTING



- 8x10" dual side printed in 75.4 seconds.  
8x12" dual side printed in 83.9 seconds.
- It can quickly handle large orders, so you don't miss any business opportunity.

### LARGE PAPER CAPACITY

- Though desktop and compact, the CP-W5000DW can print up to 250 (dual sided) 8x12" sheets from a single roll of paper. Saves operating time and effort, improving productivity and offering more possibilities.

### HIGH QUALITY PRINT

- Rich, bold black levels provide superior color depth and contrast.
- Prints photos with remarkable clarity, vivid colors and high quality finish that will last a long time.
- Clearer prints with no blurring even in fine lines and details.
- Long-lasting prints with no deterioration or compromise on original image details.



# CP-W5000DW

Makes a Photo Book in about 5 Minutes!

## MULTIPLE PRINT SIZES AND FORMATS

- The Mitsubishi CP-W5000DW provides dual-sided, full-bleed (borderless) printing in landscape, portrait, and square formats of multiple print sizes to cover a diverse range of your on-demand photo finishing needs.

Built-in auto adjust vertical cutter.

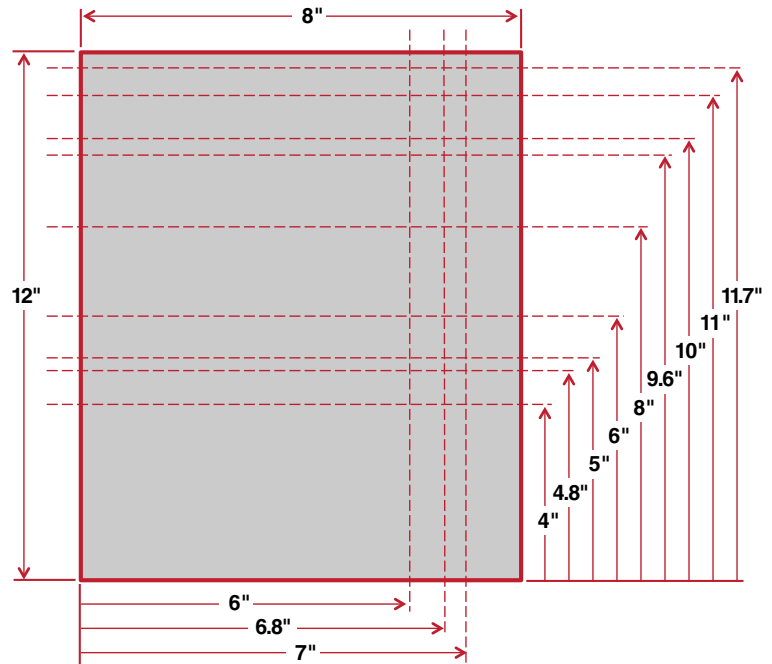


Print Sizes:

Media	Sizes
CK5000 PK5812	8 x 12"
	8 x 11.7"
	8 x 11"
	8 x 10"
	8 x 8"
	8 x 6"
	8 x 4"
	7 x 5"
	6.8 x 9.6"
	6.8 x 4.8"
	6 x 12"
	6 x 6"
	6 x 4"

## BUILT-IN HORIZONTAL AND VERTICAL PAPER CUTTER

- The automatic horizontal and vertical cutters provides 13 different print sizes and with the Multi-Cut function, it maximizes the 8x12 print media. Providing you with the flexibility of multiple print size options from just one printer, offering maximum return with minimum investment.



## USER FRIENDLY

### Easy operation

User-friendly front panel display and operation buttons allow you to easily check the status of the printer, remaining media, user notifications, etc.



Display Example



Slide door open

Printing on A side

Remaining paper

Remaining ink

### Easy paper loading


The paper can be easily changed without any complex operations. The blue LED lights up on the paper surface when paper is properly loaded/installed and ready for use.




1. Open the front panel.



2. Remove the front panel door, and insert the paper



3. The lamp lights when the paper is set. Close front panel door.



Blue lamp lighting

# CP-W5000DW

8" Duplex Printer

## SPECIFICATIONS


Model		CP-W5000DW
Printer Type		Double sided / Single sided printing
Printing Method		Dye sublimation thermal transfer line print 3-color faces progressive printing(yellow, magenta, and cyan) and surface lamination
Gradations		256 (8-bit) for each color
Available Print Finishes		Glossy or Satin (from the same media)
Print Resolution		300 DPI
Print Capacity		Maximum 250 prints (8 x 12")
Printing Time *1	8 x 12"	Approx. 83.9sec
	8 x 10"	Approx. 75.4sec
	8 x 8"	Approx. 69.4sec
	7 x 5"	Approx. 39.4sec
	6 x 4"	Approx. 30.3sec
Interface		Hi-Speed USB(Ver.2.0)
Driver Software		Windows® 7 / 8 (32-bit and 64-bit)*2,
Buffer Size		128MB
Dimensions (W x D x H)	With Tray	Approx. 13.5 x 31.3 x 15.8"
	Without Tray	Approx. 13.5 x 20.0 x 15.8"
Weight	Without Tray	Approx. 63.9 lbs
Power Supply		100-240V AC 50/60Hz
Power Consumption		5.5 - 2.4A
Accessories		Power cords (for 120V and 230V), Ink cassette (1), Paper flanges (1 set), Exit paper tray (1), Bracket for exit paper tray (1), Exit waste bin (1), CD-ROM (1), Quick setup guide (1)

\*1 As of September 2014, excluding data transfer time. Maximum speed continuous printing.

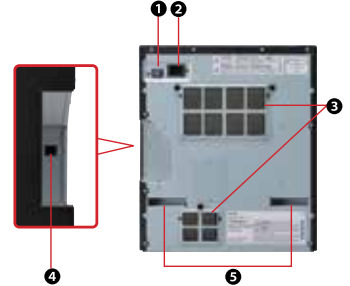
\*2 Microsoft and Windows® are the trademarks of Microsoft Corporation in the U.S.A. and other countries.

## PARTS

### Front panel





### Rear panel



- |                     |                                |                                       |
|---------------------|--------------------------------|---------------------------------------|
| 1 Print output slot | 5 Liquid crystal display (LCD) | 9 Enter button                        |
| 2 Waste output slot | 6 Menu button                  | 10 Mounting holes for exit paper tray |
| 3 Alarm indicator   | 7 + Button                     | 11 Top cover                          |
| 4 Power indicator   | 8 - Button                     | 12 Side lifting handle                |
|                     |                                | 13 Front cover bin                    |
|                     |                                | 14 Slide door handle                  |
|                     |                                | 15 Front release button               |
|                     |                                | 16 Slide door                         |
|                     |                                | 1 Power switch                        |
|                     |                                | 2 Power socket (AC Line)              |
|                     |                                | 3 Intake/Air filter                   |
|                     |                                | 4 USB terminal                        |
|                     |                                | 5 Rear lifting handles                |


## CONSUMABLES

	<b>CK5000</b>  1 paper roll / box ( 250 sheets : 8x12" size, or 300 sheets : 8x10" size )		<b>PK5812</b>  2 ink ribbons / box ( 250 duplex prints, 500 simplex prints )

### MITSUBISHI ELECTRIC VISUAL IMAGING SYSTEMS

Professional Product Sales  
Phone: 888.307.0388  
www.mitsubishi-imaging.com

LITCP-W5000DW



### MITSUBISHI ELECTRIC SALES CANADA, INC.

Display & Imaging Solutions Division  
Phone: 905.475.7728  
www.mitsubishielectric.ca

New publication, effective December, 2014  
Specifications subject to change without notice.